

31 December 2023
HALF YEAR REPORT

Benefiting communities through
delivering efficient financing
for local government.

Ka whiwhi painga ngā hapori mā te
whakarato pūtea tōtika ki ngā kaunihera.

Contents

Ngā Ihirangi

04 Message from the Chair and Chief Executive
He karere mai i te Toihau me te Tumuaki

08 Performance against objectives
Ko ngā whakatutukinga ki ngā whāinga

16 Financial statements
Nga tauki pūtea

Statement of comprehensive income.....	16
Statement of changes in equity.....	17
Statement of financial position.....	18
Statement of cash flows	19
Notes to the financial statements	20

33 Directory
Rārangi tauwaea

LGFA acknowledge the assistance of the Department of Internal Affairs translation service for our Te Reo translations.



Cover photo: Kopurererua River realignment project. Tauranga City Council
Contents photo: Water flows down the spillway and beneath the Nick Patterson bridge. Waimea Dam. Tasman District Council

Message from the Chair and Chief Executive

He karere mai i te Toihau me te Tumuaki

Lending to the sector

LGFA was established in 2011 to provide long-dated borrowing, certainty of access to markets and to reduce the borrowing costs for the local government sector. The original 31 shareholders including the Crown remain as shareholders and our membership has grown to 77 council and 5 CCO's.

Over the six months, Infrastructure Holdings Limited and Whanganui District Council Holdings Limited joined as CCO members. We currently have 72 guarantors with West Coast Regional Council moving from non-guarantor to guarantor status during the past six months.

Lending to members over the six month period was a record \$2.63 billion of long-term loans to 56 members, with an average tenor of 5.2 years which was shorter than prior periods. Short-dated lending for terms less than 12 months continues to be supported by councils, with \$617 million outstanding to 36 members at December 2023.

Our estimated market share of total council borrowing of 89% was above our forecast and the long-term average. As at the end of December, outstanding loans totalled \$18.79 billion, as well as \$747 million of standby facilities.

Financial and Operational Performance

LGFA's total interest income for the six months of \$578.1 million was an 85% increase over the 2022 comparable period (\$312.9 million), while net operating

profit of \$5.2 million was a 370% increase (\$1.1 million).

Although net operating profit was significantly higher than the comparable 2022 period, it was in line with historical outturns. The low comparable 2022 period outcome was negatively influenced by the rapid rise in interest rates, mismatches between the Bank Bill Reference Rate and the Official Cash Rate, combined with a planned increased holding of liquid assets.

Total operating income was above budget by \$152k, however expenses were \$428k above the SOI budget, with net operating profit \$277k below budget. Our higher expenses were due to increased legal and NZX costs arising from the record levels of member borrowing and associated bond issuance, as well as establishment costs for our Euro Commercial Paper programme, \$A bond issuance and higher Approved Issuer Levy (AIL) payments.

The financial strength of LGFA was affirmed by Fitch Ratings who maintained our domestic currency credit rating at AA+ in October 2023. Our AAA rating from S&P Global Ratings was affirmed in March 2023 and remains the same as the New Zealand Government.

Our borrowing activity

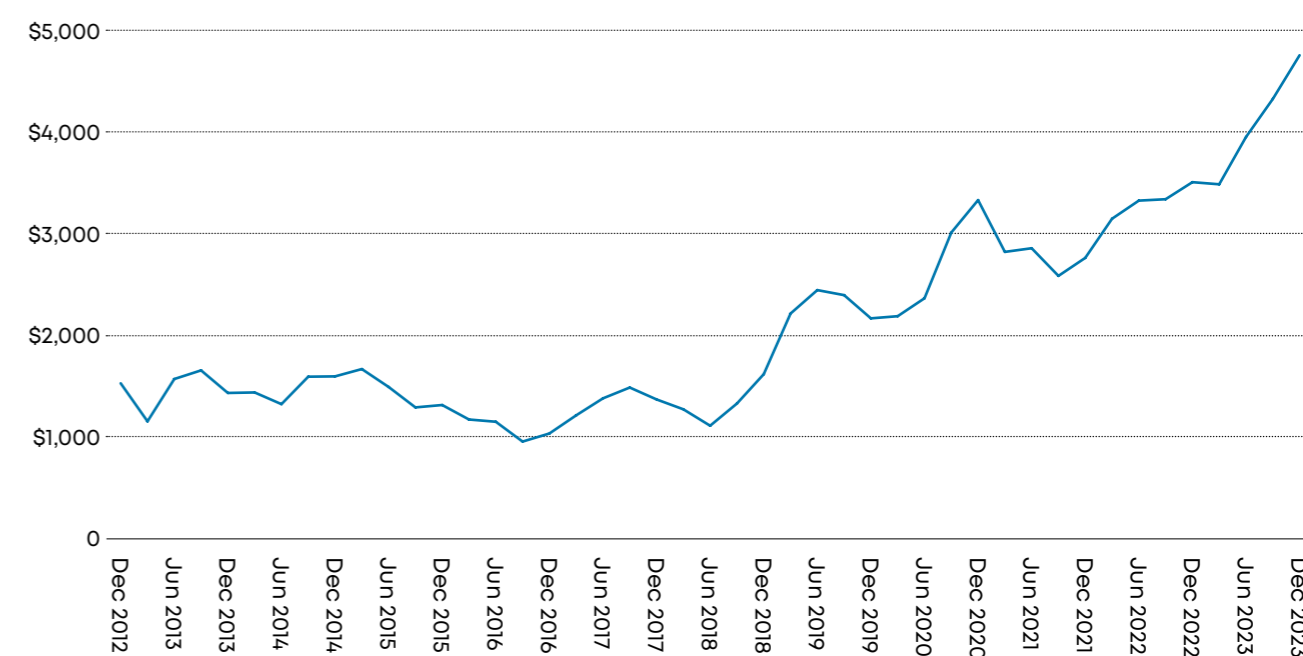
LGFA issued \$1.63 billion of NZD bonds over the past six months, with outstanding bonds totalling \$18.92 billion (including \$1.10 billion of treasury stock) across 11 maturities ranging between 2024 to 2037. The average term of our NZD bond issuance during the six months at 5.7 years was significantly longer than the prior year period.

For the six-months ended 31 December 2023

The six months to December 2023 presented a challenging period for bond issuance as markets remained volatile and an increased supply of high-grade bonds impacted sentiment. Over this period, council and council-controlled organisations (CCO) borrowing and LGFA bond issuance increased to record levels and, despite the difficult conditions, LGFA continued to deliver value to members and our investor base.

Highlights over the period included our successful debut issuance in the Australian Dollar (A\$) bond market and LGFA receiving an unprecedented five awards in the annual KangaNews Awards, including New Zealand Issuer of the year for the second consecutive year.

LGFA Annual Council and CCO Borrowing (NZ\$ millions)



LGFA established an Australian Medium Term Note programme in 2017 to diversify our funding sources but had no reason to utilise the programme until 2023. Given our increased borrowing requirement we successfully debuted issue a A\$1 billion 5-year bond in August 2023 and followed up with an A\$650 million 7-year bond in November 2023.

LGFA has the largest amount of New Zealand dollar (NZD) bonds on issue after the New Zealand

Government and our individual bond tranches are amongst the largest and most liquid NZD debt instruments available for investors. Secondary market activity in our bonds continues to rise, assisting investors' access to our bonds throughout the year.

Increased high grade bond supply from ourselves and the NZ Government has pushed LGFA spreads wider to swap, but we have outperformed on a spread to NZGBs. The performance of LGFA bonds over the past six

months has been mixed with the spread between LGFA bonds and New Zealand Government Bonds (NZGBs) narrower by between 3 bps (2033s) and 12 bps (2027s) but wider on a spread to swap between 3 bps (2035s) to 13 bps (2026s). Outright yields on LGFA bonds declined between 28 bps (2037s) and 55 bps (2027s) over the six-month period, but it was a volatile period with the 2037 yield trading a 146-bps range between 6.58% and 5.12% and closed on 31 December 2023 at the low of 5.12%.

KangaNews award winner

We are pleased to advise that LGFA scooped an unprecedented five awards at the 2023 KangaNews Awards with the awards being determined by market participant votes. We received awards for the New Zealand Issuer of the Year (for the second consecutive year), NZD Rates Bond Deal, NZ Sustainability Deal, NZ Offshore Deal, and NZ innovative Deal. We want to acknowledge the support from our stakeholders and those who voted for us.

Our role in assisting Local and Central Government

The local government sector continues to face a period of change and uncertainty having to deal with climate-related events, rising cost pressures and managing their three waters assets during the reform process.

LGFA is assisting both Central Government and our council members under the previous government's Affordable Waters Programme and the new government's Local Water Done Well Programme.

LGFA continues to assist as required, the Ratepayer Assistance Scheme project managed by a group of councils with advice from Cameron Partners. If successful, the scheme could offer temporary financial relief to ratepayers via rates postponement. LGFA is not contributing financially to this project but providing intellectual capital and assistance.

New products and initiatives

We launched Green, Social and Sustainable (GSS) lending in October 2021 and Climate Action Loans

(CALs) for council and CCOs in December 2022. Both lending products offer discounted loan margins to councils and CCOs.

As at December 2023, we have undertaken \$377.2 million of GSS Loans to six members and CALs of \$1.20 billion to four members.

LGFA established a world first Sustainable Financing Bond (SFB) Framework in March 2023 and issued our first SFB under the Framework in April 2023. We subsequently issued a further \$500 million of the May 2030 SFB in October 2023. The SFBs are notionally backed by our GSS loans and CALs to councils and CCOs.

Increasing focus on sustainability

Sustainability plays an important part within the local government sector and at LGFA. We have undertaken several initiatives over the past year, including maintenance of CarbonZero certification from Toitū Envirocare, actively marketing our GSS loan product and establishing CALs and the launch of the SFB. We published our first Annual Impact Review Report and have been preparing for our first report under Climate Related Disclosure requirements for the 2024 Annual Report.

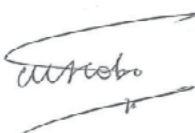
Acknowledgments

Our work cannot be implemented without the support of our staff, fellow directors, Shareholders Council, New Zealand Debt Management and Central Government, all whose efforts should be acknowledged.

Anthony Quirk who has been a director since 2017, retired from the Board in November 2023, and we would like to take this opportunity to thank Anthony for his invaluable contribution to LGFA over the past six years. Kumaren Perumal from Bay of Plenty Regional Council also stepped down as Chair of the Shareholders Council and we wish to acknowledge his contribution over the past two years.

Anita Furnis our inaugural Future Director also stepped down in December 2023 after an 18-month term and we appreciated her involvement and engagement that in ensures the success of the Future Director programme. We welcome David Rae to the board as an Independent Director, Kathryn Sharplin as the new Chair of the Shareholders Council and Sarah Matthews as the new Future Director.

We believe LGFA's future remains positive and look forward to working with all stakeholders in the next six months.



Craig Stobo
Chair



Mark Butcher
Chief Executive

How we add value to the local government sector

By working together with LGFA, member councils and Council-controlled organisations (CCO's) can access cheaper, easier, and more reliable funding.

At the same time, LGFA helps underpin confidence in the local government sector, helps councils and CCOs with their sustainability goals, boosts capital markets in New Zealand, and acts as a centre of expertise that the local government sector can draw on.

Cheaper loans. By borrowing collectively through LGFA, our members get cheaper funding than if they all borrowed individually. There are also major savings in upfront transaction costs.

Easier access to markets. LGFA deals with the complexities of accessing debt capital markets, which simplifies and streamlines the process of raising loans for our members. At the same time, we provide a wide range of financing options, including short-term loans and standby facilities, long-term loans up to 13 years, with either fixed or floating interest rates, and sustainable lending products.

Reliable financing. LGFA has a wider range of financing sources than most councils could access on their own. These include domestic retail and institutional investors, banks, and offshore investors. This makes financing more resilient and reliable, especially in times of stressed markets. LGFA has also provided a vital role by maintaining liquidity to members during difficult market conditions. LGFA has issued under our Australian dollar bond programme and has established a Euro Commercial Paper (ECP) programme to access foreign currency debt capital markets in order to diversify our financing sources.

Underpinning confidence. LGFA monitor and provide oversight for the local government sector, ensuring a higher degree of confidence in council finances. Our financial covenants help ensure prudent financial management by councils. We help maintain the support of investors and the confidence of the credit rating agencies by maintaining a credit rating that is equal to the New Zealand Government. It is important to maintain parity with the New Zealand Government credit rating to protect our operating model and manage borrowing costs.

Encouraging sustainability. LGFA provide Climate Action Loans and Green Social and Sustainable Loans to councils and CCOs to help them make progress on their sustainability goals. On the financing side, we issue Sustainable Financing Bonds to help broaden the 'sustainable bond' market in New Zealand. We are currently working with sustainability experts and councils to measure and report on our financed emissions for all our council borrowers in our upcoming 2024 Annual Report.

Enhancing capital markets. LGFA are the largest issuer of NZ Dollar bonds after the New Zealand Government. Our bonds add to market liquidity and provide more options for investors, including retail investors, to support the local government sector. Our bonds act as a stable benchmark that is used for pricing other corporate bonds in the New Zealand market.

A centre of expertise. The LGFA team acts like a centralised Treasury for councils, providing a significant amount of experience and expertise in capital markets and debt raising.

KANGANEWS
AWARDS
2023

New Zealand Issuer of the Year for 2023

Thank you to our investors, intermediaries and market participants for their support.

Performance against objectives

Ko ngā whakatutukinga ki ngā whāinga

The statement of service performance provides a summary of LGFA's performance against the objectives and performance targets set out in the LGFA Statement of Intent 2023-26 (SOI)

2023-24 Objectives and performance targets

LGFA objectives and performance targets for 2023-24 fall within the following five strategic priorities which encompass our shareholders' foundation objectives and guide the LGFA Board and management in determining our strategy:

- Governance, capability and business practice
- Optimising financing services for local government
- Environmental and social responsibility
- Effective management of loans
- Industry leadership and engagement

Our quarterly reports to shareholders provide more detail on our performance against objectives and performance targets. The reports for the two quarters' ended December 2023 are available on the LGFA website.

Governance, capability and business practice

LGFA is committed to demonstrating best practice corporate governance underpinned by sound business practice to ensure its long-term sustainability and success.

Objectives	Our performance to 31 December 2023
Demonstrate best practice corporate governance.	LGFA report annually on our compliance with the eight core principles underpinning the NZX Corporate Governance Best Practice Code. The 2023 Annual Report is the most recent report with commentary on our compliance with the NZX Code.
Set and model high standards of ethical behaviour.	LGFA has adopted a formal Code of Ethics, incorporating its Conflicts of Interest and Code of Conduct policies, which sets out the standards and values that directors and employees are expected to follow.
Ensure products and services offered to participating borrowers are delivered in a cost-effective manner.	LGFA prepares annual operating budgets and monitors progress against these monthly. Our performance against our financial performance targets for the six months ended 31 December 2023 is summarised below under our performance targets.
Be a good employer by providing safe working conditions, training and development and equal opportunities for staff.	LGFA is committed to being a good employer and we report our employment practices annually in our Annual Report. The 2023 Annual Report is our most recent report outlining our health and safety and wellbeing practices and policies, including compliance with the Health and Safety at Work Act, diversity and inclusion and capability and development.

Performance targets	2023-2024 target	Our performance to 31 December 2023
Comply with the Shareholder Foundation Polices and the Board-approved Treasury Policy at all times.	No breaches.	✓ No breaches.
Maintain LGFA's credit rating equal to the New Zealand Government sovereign rating where both entities are rated by the same Rating Agency.	LGFA credit ratings equivalent to NZ Sovereign.	✓ Our ratings remain equivalent to the New Zealand Government for both S&P Global Ratings and Fitch Ratings. Fitch Ratings affirmed our foreign and domestic currency ratings at AA+ with a Stable Outlook on 19 October 2023. S&P Global Ratings affirmed our domestic currency credit rating at AAA and our foreign currency rating at AA+ in March 2023.
LGFA's total operating income for the period to 31 December 2023.	> \$20.6 million.	✓ \$10.6 million for six months to 31 December 2023. Expect to exceed SOI by year end.
LGFA's total operating expenses for the period to 31 December 2023.	< \$10.0 million.	✗ \$5.4 million for six months to 31 December 2023. Year-end operating expenses will exceed SOI due to higher Approved Issuer Levy than budgeted, as well as additional costs from (1) higher levels of issuance and onlending than budgeted; (2) legal and associated costs for inaugural foreign currency issuance, and (3) preparation for potential role in 'Local Water Done Well' and the proposed Ratepayer assistance programme.

Optimising financing services for local government

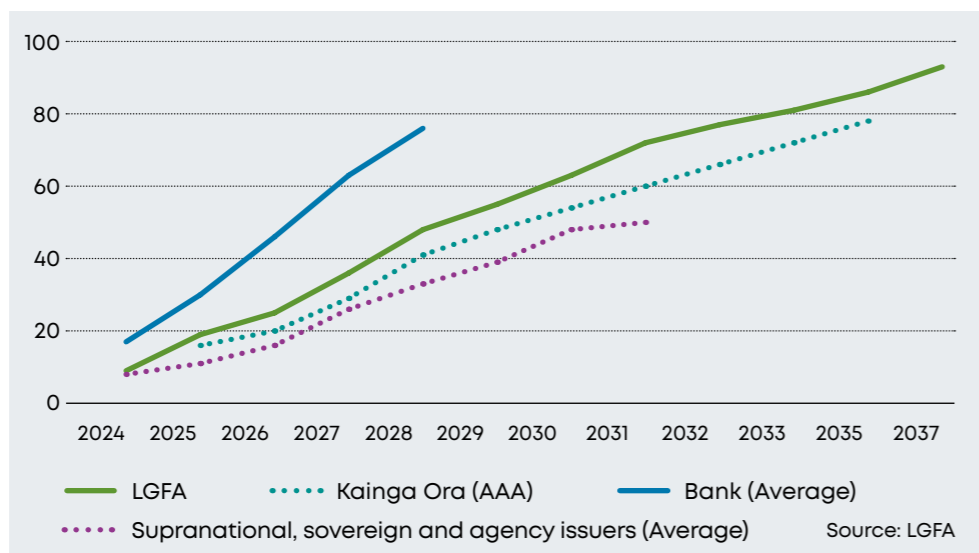
LGFA's primary objective is to optimise the terms and conditions of the debt funding it provides to participating borrowers. Amongst other things, LGFA will achieve this by delivering operational best practice and efficiency across our lending products and services.

Objectives	How we measure our performance
------------	--------------------------------

Provide interest cost savings relative to alternative sources of financing.

Comparison to other high-grade issuers - secondary market spread to swap (bps)

LGFA's borrowing margins compare favourably to other high-grade issuers in the New Zealand capital markets.



Supranational, sovereign and agency issuers

- | | |
|----------------------------------|------------------------------|
| Kainga Ora (AAA) | KBN (AAA) |
| Asian Development Bank (AAA) | Rentenbank (AAA) |
| IADB (AAA) | World Bank (AAA) |
| International Finance Corp (AAA) | Nordic Investment Bank (AAA) |

Banks

- | | | | |
|-----------|-----------|-----------|--------------------|
| ANZ (AA-) | ASB (AA-) | BNZ (AA-) | Westpac Bank (AA-) |
|-----------|-----------|-----------|--------------------|

Offer flexible short and long-term lending products that meet the borrowing requirements for borrowers.

LGFA provides members with short term loans (less than one year), long term loans on either a floating or fixed rate basis (between one year and April 2037), Green Social and Sustainable Loans and standby facilities.

- Over the six months ended December 2023, our members borrowed \$2.656 billion in 222 long term loans across maturity dates ranging between 2024 and 2033.
- As at December 2023 there was \$617 million short-term loans outstanding to 36 members.
- As at December 2023, standby facilities totalled \$747 million across 16 members.

Deliver operational best practice and efficiency for lending services.

Over the six months ended December 2023, LGFA operations staff successfully:

- settled 1,150 new trades with a gross value of \$14.3 billion,
- processed 7,454 cash flows with a gross value of \$21.9 billion, and
- rate set 5,733 existing trades.

Ensure certainty of access to debt markets, subject always to operating in accordance with sound business practice.

There was strong activity in LGFA bonds in both the primary market (tender or syndicated issuance) and secondary market (between banks and investors). Over the six months ended December 2023, we issued NZ\$1.63 billion and A\$1.65 billion of primary bonds and secondary market turnover totalled \$6.25 billion.

Performance targets	2023-2024 target	Our performance to 31 December 2023
---------------------	------------------	-------------------------------------

Share of aggregate long-term debt funding to the Local Government sector.	> 80%	✓ Met – 89% as at 31 December 2023
Total lending to Participating Borrowers.	> \$17,870 million	✓ Met – \$18,789 million as at 31 December 2023
Conduct an annual survey of Participating Borrowers who borrow from LGFA as to the value added by LGFA to the borrowing activities.	> 85% satisfaction score	✓ 100% satisfaction score in August 2023 Stakeholder Survey.
Successfully refinance existing loans to councils and LGFA bond maturities as they fall due.	100%	✓ Met
Meet all lending requests from Participating Borrowers, where those requests meet LGFA operational and covenant requirements.	100%	✓ Met



Te Kurawai o Pūhanga, the reservoir behind the Waimea Community Dam, at full capacity. Tasman District Council

Environmental and social responsibility

LGFA recognises the risks inherent in climate change for councils and supports New Zealand's shift to a low-carbon economy. LGFA will prioritise social and environmental responsibility by having regard to the interests of the community in which it operates and by endeavouring to accommodate or encourage these when able to do so.

Objectives	Our performance to 31 December 2023
Assist the local government sector in achieving their sustainability and climate change objectives.	<p>Over the six months to 31 December 2023, we approved a new Green, Social and Sustainability Loan (GSS loan) to Tauranga City Council.</p> <p>At 31 December 2023, we have approved six GSS loans with a combined approved value of \$572 million, of which \$377 million has been advanced.</p> <p>On 1 December 2022, we launched Climate Action Loans (CALs) which a discounted loan margin for members who have implemented a Greenhouse Gas Emission Reduction Plan and meet their emission reduction targets.</p> <p>Over the six months to 31 December 2023, we approved a CAL loan status to Kapiti Coast District Council.</p> <p>At 31 December 2023, we have approved four councils with a CAL loan status: Total loans issued to CAL approved councils total \$1,221 million.</p>
Improve sustainability outcomes within LGFA.	<p>In 2021, LGFA directors committed to reducing our per employee emissions by 30% by 2030, compared with a 2018/19 base year.</p> <p>We are on track to meet our reduction target for the 2023-24 year.</p>

Performance targets	2023-2024 target	Our performance to 31 December 2023
Comply with the Health and Safety at Work Act 2015.	No breaches	✓ No breaches.
Maintain Toitū Carbon Zero certification.	Carbon-zero certification maintained.	✓ Toitū Net Carbon-zero recertification approved August 2023.
Meet reduction targets outlined in our carbon reduction management plan.	Reduction targets met.	✓ On track to meet target
Increase our GSS lending book.	Two new GSS loans undertaken. Three new borrowers enter into CALs	✓ On track to meet target
Ensure Annual Report is prepared in compliance with applicable GRI Standards.	100%	✓ 2023 Annual Report prepared to meet the requirements of the Global Reporting Initiative (GRI) Standards (core option).
Meet all mandatory climate reporting standards.	100%	✓ On track to meet target

Effective management of loans

LGFA will ensure its loan book remains at a high standard by ensuring it understands each participating borrower's financial position and managing assets within an appropriate risk management framework to ensure shareholder value is not compromised.

Objectives	Our performance to 31 December 2023
Proactively monitor and review each Participating Borrower's financial position, including its financial headroom under LGFA policies.	<p>Over the six months, we reviewed council agendas and management reports on an ongoing basis for all members on the LGFA borrower watch-list.</p> <p>We have received compliance certificates for LGFA covenants from 78 (75 councils and 3 Council-controlled organisations) of our members with debt outstanding at June 2023 and no council has requested that they be measured on a group basis.</p>
Analyse finances at the Council group level where appropriate and report to shareholders.	
Endeavour to meet each participating borrower annually, including meeting with elected officials as required, or if requested.	We met with 33 borrowers over the six months and are on target to meet with all members by 30 June 2024.

Performance targets	2023-2024 target	Our performance to 31 December 2023
Review each Participating Borrower's financial position.	100%	✓ On target to meet by 30 June 2024.
Arrange to meet each Participating Borrower over a 15-month period, including meeting with elected officials as required, or if requested.	100%	✓ On target to meet by 30 June 2024.

Industry leadership and engagement

LGFA will take a proactive role to enhance the financial strength and depth of the local government debt market and will work with key central government and local government stakeholders on sector issues.

Objectives	Our performance to 31 December 2023
Take a proactive role to enhance the financial strength and depth of the local government debt market and work with key central government and local government stakeholders on sector and individual council issues.	LGFA continues to assist as required, the Ratepayer Assistance Scheme project managed by a group of councils with advice from Cameron Partners. If successful, the scheme could offer temporary financial relief to ratepayers via rates postponement. LGFA is not contributing financially to this project but providing intellectual capital and assistance.
Assist the local government sector with significant matters such as the Affordable Water Reforms.	Throughout the early part of the six-month period, we have had meetings with Treasury and the National Transition Unit team at DIA and their advisers regarding Affordable Waters Reform and the establishment of a collective funding vehicle, similar to LGFA structure, for the Water Services Entities. Following the change in Government, we have met with the Minister of Local Government and Treasury and DIA staff, offering to help with the implementation of the 'Local Water Done Well' programme
Maintain productive relationships with central government representatives.	We met regularly with OAG, Department of Internal Affairs and Treasury over the six month period.
Support councils and CCOs in the development of reporting disclosures of the impacts of sector activity on climate change.	We continue to roll out the GSS and CALs to councils and CCOs and approved a new GSS loan project and on boarded a new council for CALs. The LGFA Head of Sustainability continues to meet with his counterparts at various councils.



Kopurererua River realignment project
Tauranga City Council

Financial statements

Nga tauki pūtea

Statement of comprehensive income.....	16
Statement of changes in equity.....	17
Statement of financial position.....	18
Statement of cash flows	19
Notes to the financial statements	20

Statement of comprehensive income

For the six months ended 31 December 2023 in \$000s

	Note	Unaudited six months ended 31 December 2023	Unaudited six months ended 31 December 2022
Interest income		578,134	312,883
Interest expense		568,323	307,904
Net interest income	4	9,811	4,979
Other operating income	5	753	671
Total operating income		10,564	5,651
Operating expenses	6	5,355	4,542
Net operating profit		5,209	1,108
Total comprehensive income		5,209	1,108

These statements are to be read in conjunction with the notes to the financial statements.


Due to rounding, numbers presented in the financial statements and associated notes may not add up precisely to the reported totals.

The Board of Directors of the New Zealand Local Government Funding Agency Limited authorised these statements for issue on 28 February 2024.

Statement of changes in equity

For the six months ended 31 December 2023 in \$000s

	Note	Share capital	Retained earnings	Total equity
Equity as at 1 July 2022		25,000	79,560	104,560
Net operating profit			2,505	2,505
Total comprehensive income for the year			2,505	2,505
Transactions with owners			-	-
Dividend paid on 2 September 2022			(1,218)	(1,218)
Equity as at 1 July 2023		25,000	80,847	105,847
Net operating profit			5,209	5,209
Total comprehensive income for the year			5,209	5,209
Transactions with owners			-	-
Dividend paid on 1 September 2023			(1,713)	(1,713)
Unaudited closing balance as at 31 December 2023		25,000	84,343	109,343



Craig Stobo, Director
Board Chair



Linda Robertson, Director
Chair, Audit and Risk Committee

Statement of financial position

As at 31 December 2023 in \$000s

	Note	Unaudited as at 31 December 2023	Audited as at 30 June 2023
Assets			
Financial assets			
Receivables		1,086	492
Cash and bank balances		359,688	226,222
Cash pledged as collateral		85,389	93,175
Marketable securities		1,613,984	1,127,879
Deposits		822,148	348,492
Derivatives in gain		101,535	63,845
Loans	8	18,788,758	16,313,562
Non-financial assets			
Prepayments		1,228	919
Other assets	9	26	58
Total assets		21,773,843	18,174,644
Equity			
Share capital	16	25,000	25,000
Retained earnings		79,135	80,847
Total comprehensive income for the period		5,209	-
Total equity		109,343	105,847
Liabilities			
Financial liabilities			
Payables and provisions	10	29,850	6,132
Bills	11	856,894	782,630
Bond repurchases	12	129,987	130,043
Derivatives in loss		1,291,310	1,628,316
Bonds	13	18,924,712	15,160,432
Borrower notes	14	430,751	360,348
Non-financial liabilities			
Other liabilities	15	995	896
Total liabilities		21,664,499	18,068,797
Total equity and liabilities		21,773,843	18,174,644

These statements are to be read in conjunction with the notes to the financial statements.

Statement of cash flows

For the six months ended 31 December 2023 in \$000s

	Note	Unaudited six months ended 31 December 2023	Unaudited six months ended 31 December 2022
Cash flows from operating activities			
Cash applied to loans	8	(2,407,840)	(1,639,024)
Interest paid on bonds issued		(243,566)	(228,725)
Interest paid on bills issued		(26,733)	(10,088)
Interest paid on borrower notes		(558)	(131)
Interest paid on bond repurchases		(5,303)	(1,738)
Interest received from loans		475,616	224,165
Interest received from cash & cash equivalents		12,273	2,396
Interest received from marketable securities		19,511	13,570
Interest received from deposits		16,943	5,897
Net interest on derivatives		(247,902)	2,276
Cash proceeds from provision of standby facilities		753	671
Payments to suppliers and employees		(6,011)	(5,317)
Net cash flows from operating activities	18	(2,412,818)	(1,636,047)
Cash flows from investing activities			
Purchase of marketable securities		(458,717)	206,657
(Purchase)/maturity of deposits		(458,062)	(462,937)
Net cash flows from investing activities		(916,778)	(256,280)
Cash flows from financing activities			
Cash proceeds from bonds issued	13	1,485,329	1,477,890
Cash proceeds (outflows) from bills issued		74,264	74,146
Cash proceeds (outflows) from bond repurchases		(168)	76,195
Cash proceeds from borrower notes		59,984	41,598
Dividends paid		(1,712)	(1,218)
Cash applied to derivatives		1,845,365	130,604
Net cash flows from financing activities		3,463,063	1,799,215
Net (decrease) / increase in cash		133,467	(93,112)
Cash, cash equivalents at beginning of year		226,222	158,033
Cash, cash equivalents at end of year		359,688	64,921

These statements are to be read in conjunction with the notes to the financial statements.

Notes to the financial statements

1. Reporting entity

The New Zealand Local Government Funding Agency Limited (LGFA) is a company registered under the Companies Act 1993 and is subject to the requirements of the Local Government Act 2002.

LGFA is controlled by participating local authorities and is a council-controlled organisation as defined under section 6 of the Local Government Act 2002. LGFA is a limited liability company incorporated and domiciled in New Zealand.

The primary objective of LGFA is to optimise the debt funding terms and conditions for participating borrowers.

The registered address of LGFA is Level 8, City Chambers, 142 Featherston Street, Wellington Central, Wellington 6011.

These financial statements were authorised for issue by the Directors on 28 February 2024.

2. Statement of compliance

The interim financial statements are for the six months ended 31 December 2023 and are to be read in conjunction with the annual report for the year ended 30 June 2023.

The financial statements have been prepared in accordance with New Zealand Generally Accepted Accounting Practice (NZ GAAP) and in compliance with NZ IAS 34 Interim Financial Reporting.

3. Basis of preparation

Measurement base

The financial statements have been prepared on a historical cost basis modified by the revaluation of certain assets and liabilities.

The financial statements are prepared on an accrual basis.

Functional and presentation currency

The financial statements are presented in New Zealand dollars rounded to the nearest thousand, unless separately identified. The functional currency of LGFA is New Zealand dollars.

Foreign currency conversions

Transactions denominated in foreign currency are translated into New Zealand dollars using exchange rates applied on the trade date of the transaction.

Changes in accounting policies

There have no changes to accounting policies.

Early adoption standards and interpretations

LGFA has not early adopted any standards.

Standards not yet adopted

LGFA does not consider any issued standards or interpretations not yet effective to have a significant impact on its financial statements.

Financial instruments

Financial assets

Financial assets, other than derivatives, are recognised initially at fair value plus transaction costs and subsequently measured at amortised cost using the effective interest rate method.

Cash and cash equivalents include cash on hand, bank accounts and deposits with an original maturity of no more than three months.

Cash provided by LGFA as security for financial arrangements remains a financial asset of LGFA and is recognised as cash pledged as collateral in the Statement of Financial Position, separate from cash and cash equivalents

Purchases and sales of all financial assets are accounted for at trade date.

At each balance date, an expected credit loss assessment is performed for all financial assets and is calculated as either:

- Credit losses that may arise from default events that are possible within the next 12 months, where no significant increase in credit risk has arisen since acquisition of the asset, or
- Credit losses that may arise from default events that are possible over the expected life of the financial asset, where a significant increase in credit risk has arisen since acquisition of the asset.

Impairment losses on financial assets will ordinarily be recognised on initial recognition as a 12-month expected loss allowance and move to a lifetime expected loss allowance if there is a significant deterioration in credit risk since acquisition.

Financial liabilities

Financial liabilities, other than derivatives, are recognised initially at fair value less transaction costs and subsequently measured at amortised cost using the effective interest rate method.

Derivatives

Derivative financial instruments are recognised both initially and subsequently at fair value. They are reported as either assets or liabilities depending on whether the derivative is in a net gain or net loss position respectively.

Fair value hedge

Where a derivative qualifies as a hedge of the exposure to changes in fair value of an asset or liability (fair value hedge) any gain or loss on the derivative is recognised in profit and loss together with any changes in the fair value of the hedged asset or liability.

The carrying amount of the hedged item is adjusted by the fair value gain or loss on the hedged item in respect of the risk being hedged. Effective parts of the hedge are recognised in the same area of profit and loss as the hedged item.

Other assets

Property, plant and equipment

Items of property, plant and equipment are initially recorded at cost.

Depreciation is charged on a straight-line basis at rates calculated to allocate the cost or valuation of an item of property, plant and equipment, less any estimated residual value, over its remaining useful life.

Intangible assets

Intangible assets comprise software and project costs incurred for the implementation of the treasury management system. Capitalised computer software costs are amortised on a straight-line basis over the estimated useful life of the software (three to seven years). Costs associated with maintaining computer software are recognised as expenses.

Other liabilities

Employee entitlements

Employee entitlements to salaries and wages, annual leave and other similar benefits are recognised in the profit and loss when they accrue to employees.

Revenue

Interest income

Interest income is accrued using the effective interest rate method.

The effective interest rate exactly discounts estimated future cash receipts through the expected life of the financial asset to that asset's net carrying amount. The method applies this rate to the principal outstanding to determine interest income each period.

Expenses

Expenses are recognised in the period to which they relate.

Interest expense

Interest expense is accrued using the effective interest rate method.

The effective interest rate exactly discounts estimated future cash payments through the expected life of the financial liability to that liability's net carrying amount. The method applies this rate to the principal outstanding to determine interest expense each period.

Income tax

LGFA is exempt from income tax under Section 14 of the Local Government Borrowing Act 2011.

Goods and services tax

All items in the financial statements are presented exclusive of goods and service tax (GST), except for receivables and payables, which are presented on a GST-inclusive basis. Where GST is not recoverable as input tax, then it is recognised as part of the related asset or expense.

The net amount of GST recoverable from, or payable to, the IRD is included as part of receivables or payables in the statement of financial position.

The net GST paid to, or received from the IRD, including the GST relating to investing and financing activities, is classified as a net operating cash flow in the statement of cash flows.

Commitments and contingencies are disclosed exclusive of GST.

Segment reporting

LGFA operates in one segment being funding of participating borrowers in New Zealand.

Judgements and estimations

The preparation of these financial statements requires judgements, estimates and assumptions that affect the application of policies and reported amounts. For example, the fair value of financial instruments depends critically on judgements regarding future cash flows, including inflation assumptions and the risk-free discount rate.

The estimates and associated assumptions are based on historical experience and various other factors that are believed to be reasonable under the circumstances. Actual results may differ from these estimates and these estimates and underlying assumptions are reviewed on an ongoing basis. Where these judgements significantly affect the amounts recognised in the financial statements they are described in the following notes.

Revenue and expenditure

4. Net interest income

in \$000s	Unaudited six months ended 31 December 2023	Unaudited six months ended 31 December 2022
Interest income		
Cash and cash equivalents	16,804	4,098
Marketable securities	33,313	18,342
Lease liability	-	16
Deposits	20,237	9,668
Derivatives	-	-
Loans	507,780	280,759
Fair value hedge ineffectiveness	-	-
Total interest income	578,134	312,883
Interest expense		
Bills	26,733	10,088
Bond repurchase transactions	5,415	1,949
Lease liability	17	-
Derivatives	227,217	66,245
Bonds	298,564	224,425
Borrower notes	10,377	5,196
Total interest expense	568,323	307,904
Net interest income	9,811	4,979

5. Other operating income

As at 31 December 2023, LGFA had provided credit standby facilities totalling \$747 million (2022: \$662 million) to selected councils. As at balance date, there were no drawdowns outstanding under the facilities.

in \$000s	Unaudited six months ended 31 December 2023	Unaudited six months ended 31 December 2022
Standby facilities fee income	753	671
Total other operating income	753	671

6. Operating expenses

Issuance and on-lending expenses are those costs that are incurred as a necessary expense to facilitate the ongoing issuance of LGFA debt securities.

in \$000s	Unaudited six months ended 31 December 2023	Unaudited six months ended 31 December 2022
Issuance and on-lending expenses		
Approved issuer levy ¹	541	343
Rating agency fees	343	333
NZDMO facility fee	750	652
Legal fees – issuance	502	205
NZX	402	367
Trustee fees	56	55
Regulatory, registry, other fees	184	106
	2,779	2,062
Other operating expenses		
Information technology	360	341
Consultants	131	127
Directors fees	249	213
Insurance	49	47
Legal fees	23	156
Other expenses	204	230
Auditors' remuneration		
Statutory audit	60	55
Advisory services	-	-
Personnel	1,500	1,312
	2,577	2,481
Total operating expenses	5,355	4,542

1. The amount of Approved Issuer Levy is a function of the number of the offshore holders of certain LGFA bond maturities.

7. Hedge accounting

LGFA is exposed to interest rate risk from its borrowing, lending and investment activities and uses interest rate swaps and cross currency swaps to manage this risk. For hedge accounting purposes, LGFA has designated these swaps in fair value relationships to its fixed rate borrowings, loans and investments.

The following table shows the gain or loss on the hedging instrument and the hedged item attributable to the hedged risk for fair value hedge relationships.

in \$000s	Unaudited gain/(loss) for the six months ended 31 December 2023	Unaudited gain/(loss) for the six months ended 31 December 2022
Hedged items attributable to the hedged risk	(357,392)	329,876
Hedging instruments – interest rate swaps	357,392	(329,876)
Ineffectiveness recognised in profit or loss from fair value hedges	-	-

The gains or losses on the hedging instrument (interest rate swaps, cross currency swaps) and the hedged item (bonds, loans and investments) are mapped to the same fair value account. For this reason, the statement of comprehensive income will only report any ineffectiveness arising from the fair value hedge.

8. Loans

in \$000s	Unaudited as at 31 December 2023		Audited as at 30 June 2023	
	Short-term loans ¹	Loans	Short-term loans	Loans
Ashburton District Council	12,089	104,554	12,110	74,243
Auckland Council	-	3,631,775	-	3,225,659
Bay of Plenty Regional Council	57,991	176,577	57,428	161,353
Buller District Council	-	20,036	-	20,030
Canterbury Regional Council	5,013	77,336	10,116	65,272
Carterton District Council	-	20,552	-	17,523
Central Hawkes Bay District Council	-	38,324	4,072	38,314
Central Otago District Council	5,020	20,288	20,117	5,072
Christchurch City Council	-	2,331,650	-	2,200,409
Clutha District Council	11,583	88,191	7,554	62,905
Dunedin City Treasury	-	252,736	-	126,119
Far North District Council	10,079	92,000	-	91,984
Gisborne District Council	-	149,330	-	126,028
Gore District Council	8,554	44,478	8,556	41,915
Greater Wellington Regional Council	-	804,623	-	678,358
Grey District Council	3,971	26,801	3,990	26,799
Hamilton City Council	-	804,733	-	803,843
Hastings District Council	-	385,854	-	294,992

1. As at 31 December 2023, \$2,757 million of loans are due to mature within 12 months. This comprises all short-term loans and \$2,140 million of loans.

in \$000s	Unaudited as at 31 December 2023		Audited as at 30 June 2023	
	Short-term loans ¹	Loans	Short-term loans	Loans
Hauraki District Council	-	88,971	-	62,620
Hawkes Bay Regional Council	25,193	74,856	25,313	55,262
Horizons Regional Council	9,906	54,923	9,936	51,871
Horowhenua District Council	23,218	159,390	15,175	151,192
Hurunui District Council	9,060	49,571	8,092	38,435
Hutt City Council	-	479,870	-	373,239
Infrastructure Holdings Ltd	9,852	104,503	-	-
Invercargill City Council	61,774	73,889	55,448	68,788
Invercargill City Holdings Ltd	39,236	48,411	12,323	78,514
Kaikoura District Council	-	7,365	-	5,346
Kaipara District Council	-	44,572	-	44,545
Kapiti Coast District Council	-	308,407	-	277,935
Kawerau District Council	-	4,048	-	2,024
Mackenzie District Council	3,007	11,205	3,001	8,086
Manawatu District Council	15,241	79,598	15,136	79,502
Marlborough District Council	14,694	184,017	21,241	131,594
Masterton District Council	-	62,462	-	52,336
Matamata-Piako District Council	-	52,637	-	45,520
Napier City Council	-	10,095	-	10,014
Nelson City Council	-	247,217	-	186,666
New Plymouth District Council	20,136	237,018	10,114	221,668
Northland Regional Council	-	18,578	-	18,565
Opotiki District Council	-	11,584	-	9,557
Otago Regional Council	49,336	109,419	46,665	104,177
Otorohanga District Council	9,194	-	6,052	-
Palmerston North City Council	-	273,375	-	214,483
Porirua City Council	-	239,409	-	198,906
Queenstown Lakes District Council	56,097	524,697	56,007	454,003
Rangitikei District Council	-	31,238	-	31,207
Rotorua District Council	1,889	391,976	1,889	351,358
Ruapehu District Council	8,049	45,161	8,050	42,130
Selwyn District Council	-	126,430	-	116,198
South Taranaki District Council	3,072	117,496	-	117,428
South Waikato District Council	-	44,474	-	44,457

in \$000s	Unaudited as at 31 December 2023		Audited as at 30 June 2023	
	Short-term loans ¹	Loans	Short-term loans	Loans
Southland District Council	-	22,020	-	21,960
South Wairarapa District Council	-	29,174	-	29,148
Stratford District Council	-	34,885	2,030	31,858
Taranaki Regional Council	-	23,687	-	19,652
Tararua District Council	4,050	52,839	4,047	53,778
Tasman District Council	26,863	263,664	25,515	246,751
Taupo District Council	-	146,315	-	146,271
Tauranga City Council	-	930,197	-	823,933
Thames-Coromandel District Council	-	80,006	-	67,813
Timaru District Council	19,343	187,700	19,456	187,561
Upper Hutt City Council	-	182,803	-	113,212
Waikato District Council	-	156,572	9,975	111,225
Waikato Regional Council	-	30,298	5,120	25,276
Waimakariri District Council	-	182,028	-	181,960
Waimate District Council	-	3,541	-	3,540
Waipa District Council	51,618	200,515	20,010	207,374
Wairoa District Council	8,259	11,110	8,015	11,109
Waitaki District Council	8,852	52,501	8,978	33,280
Waitomo District Council	4,077	24,209	4,071	24,204
Wellington City Council	-	1,552,273	-	1,178,503
West Coast Regional Council	2,986	13,310	3,243	9,991
Western Bay Of Plenty District Council	-	86,106	-	80,992
Westland District Council	-	30,130	-	27,078
Westland Holdings Ltd	625	5,457	1,618	5,456
Whakatane District Council	-	145,172	-	114,768
Whanganui District Council	7,559	136,527	7,557	110,179
Whangarei District Council	9,921	228,466	9,927	228,151
Fair value hedge adjustment	-	(26,855)	-	(37,850)
	617,406	18,171,352	547,944	15,765,618

9. Other assets

in \$000s	Unaudited as at 31 December 2023	Audited as at 30 June 2023
Right-of-use lease asset	26	58
Total other assets	26	58

10. Payables and provisions

in \$000s	Unaudited as at 31 December 2023	Audited as at 30 June 2023
Loans/purchases to be advanced	29,000	5,000
Trade creditors	323	804
Credit provision	320	123
Other provisions	204	205
Total receivables	29,847	6,132

11. Bills

Unaudited as at 31 December 2023 in \$000s	Face value	Unamortised premium	Accrued interest	Total
12 January 2024	190,000	(266)	-	189,734
17 January 2024	75,000	(178)	-	74,822
1 February 2024	25,000	(120)	-	24,880
7 February 2024	50,000	(282)	-	49,718
16 February 2024	50,000	(336)	-	49,664
28 February 2024	50,000	(441)	-	49,559
8 March 2024	70,000	(700)	-	69,300
15 March 2024	95,000	(1,063)	-	93,937
21 March 2024	46,000	(555)	-	45,445
5 April 2024	25,000	(369)	-	24,631
10 April 2024	25,000	(385)	-	24,615
16 April 2024	15,000	(246)	-	14,754
8 May 2024	25,000	(486)	-	24,514
5 June 2024	25,000	(591)	-	24,409
19 July 2024	100,000	(3,088)	-	96,912
	866,000	(9,106)	-	856,894

Audited as at 30 June 2023 in \$000s	Face value	Unamortised premium	Accrued interest	Total
7 July 2023	45,000	(32)	-	44,968
12 July 2023	100,000	(142)	-	99,858
19 July 2023	35,000	(87)	-	34,913
2 August 2023	25,000	(112)	-	24,888
11 August 2023	75,000	(442)	-	74,558
17 August 2023	20,000	(144)	-	19,856
8 September 2023	70,000	(713)	-	69,287
15 September 2023	55,000	(630)	-	54,370
22 September 2023	102,000	(1,277)	-	100,723
28 September 2023	40,000	(549)	-	39,451
11 October 2023	25,000	(381)	-	24,619
17 October 2023	5,000	(81)	-	4,919
8 November 2023	20,000	(397)	-	19,603
28 November 2023	50,000	(1,166)	-	48,834
6 December 2023	25,000	(609)	-	24,391
14 December 2023	50,000	(1,282)	-	48,718
20 December 2023	50,000	(1,325)	-	48,675
	792,000	(9,370)	-	782,630

12. Treasury stock and bond repurchases

Periodically, LGFA subscribes for LGFA bonds as part of its tender process and holds these bonds as treasury stock. LGFA bonds held by LGFA as treasury stock are derecognised at the time of issue and no liability is recognised in the statement of financial position. As at 31 December 2023, \$1,100 million of LGFA bonds had been subscribed as treasury stock.

LGFA makes these treasury stock bonds available to banks authorised as its tender counterparties to borrow under short-term repurchase transactions. The objective of the bond lending facility is to assist with improving secondary market liquidity in LGFA bonds. Bonds lent to counterparties are disclosed as a separate stock lending liability on the face of the statement of financial position.

in \$000s	Unaudited as at 31 December 2023	Audited as at 30 June 2023
15 April 2024	37,803	
15 April 2025	-	16,619
15 April 2026	-	1,920
15 April 2027	-	52,513
20 April 2029	3,412	19,437
15 May 2030	17,736	-
15 May 2031	37,957	3,287
14 April 2033	4,487	1,750
15 May 2035	-	34,518
15 April 2037	28,593	-
	129,987	130,043

13. Bonds

Bonds on issue do not include \$1,100 million face value of issued LGFA bonds subscribed by LGFA and held as treasury stock. Refer Note 12: Treasury stock and bond repurchase transactions.

Unaudited as at 31 December 2023 in \$000s	Face Value	Unamortised premium	Accrued interest	Fair value hedge adjustment	Total
NZD Fixed interest bonds					
15 April 2024	2,218,000	(801)	10,635		2,227,834
15 April 2025	2,719,000	(37,783)	15,935		2,697,152
15 April 2026	2,155,000	(45,072)	6,889		2,116,817
15 April 2027	2,211,000	54,970	21,204		2,287,174
15 May 2028	1,553,000	(70,223)	4,512		1,487,289
20 April 2029	1,882,000	(105,057)	5,631		1,782,574
15 May 2030	1,500,000	(44,075)	8,716		1,464,640
15 May 2031	1,245,000	(81,469)	3,617		1,167,148
14 April 2033	1,515,000	5,936	11,445		1,532,381
15 May 2035	450,000	(7,496)	1,743		444,248
15 April 2037	860,000	(53,559)	3,666		810,107
AUD Fixed interest bonds					
1 August 2028	1,077,426	(2,784)	21,054		1,095,696
28 November 2030	700,327	(2,598)	3,336		701,065
Fair value hedge adjustment				(889,414)	(889,414)
	20,085,754	(390,010)	118,382	(889,414)	18,924,712

Audited as at 30 June 2023 in \$000s	Face Value	Unamortised premium	Accrued interest	Fair value hedge adjustment	Total
NZD Fixed interest bonds					
15 April 2024	2,218,000	(2,151)	10,499		2,226,348
15 April 2025	2,409,000	(36,176)	13,937		2,386,761
15 April 2026	2,155,000	(54,361)	6,801		2,107,440
15 April 2027	2,011,000	68,977	19,039		2,099,016
15 May 2028	1,423,000	(60,216)	4,089		1,366,873
20 April 2029	1,722,000	(83,580)	5,081		1,643,501
15 May 2030	1,000,000	(17,002)	5,747		988,745
15 May 2031	1,120,000	(60,338)	3,218		1,062,880
14 April 2033	1,350,000	33,003	10,070		1,393,073
15 May 2035	450,000	(7,728)	1,724		443,997
15 April 2037	820,000	(41,281)	3,450		782,170
Fair value hedge adjustment				(1,340,372)	(1,340,372)
	16,678,000	(260,853)	83,656	(1,340,372)	15,160,432

14. Borrower notes

Borrower notes are subordinated debt instruments which are required to be held by each local authority that borrows from LGFA in an amount equal to a fixed percentage of the aggregate borrowings by that local authority. The fixed percentage is 2.5% for loans issued from 1 July 2020. Prior to this date, the fixed percentage was 1.6%.

LGFA may convert borrower notes into redeemable shares if it has made calls for all unpaid capital to be paid in full and the LGFA Board determines it is still at risk of imminent default.

15. Other liabilities

in \$000s	Unaudited as at 31 December 2023	Audited as at 30 June 2023
Lease liability		58
Accruals	995	838
Total receivables	995	896

16. Share capital

As at 31 December 2023, LGFA had 45 million ordinary shares on issue, 20 million of which remain uncalled. The 20 million of uncalled shares are held by the 30 council shareholders in proportion to the paid-up shares. The Minister of Finance and Minister for Local Government do not hold any uncalled shares.

All ordinary shares rank equally with one vote attached to each ordinary share. Ordinary shares have a face value of \$1 per share.

17. Shareholder information

The holdings outlined in this table include the 25 million of paid-up ordinary shares and 20 million of uncalled ordinary shares. The uncalled ordinary shares are held by the 30 council shareholders.

Registered holders of equity securities	As at 31 December 2023		As at 30 June 2023	
Minister of Finance and Minister for Local Government	5,000,000	11.1%	5,000,000	11.1%
Auckland Council	3,731,960	8.3%	3,731,960	8.3%
Christchurch City Council	3,731,960	8.3%	3,731,960	8.3%
Hamilton City Council	3,731,960	8.3%	3,731,960	8.3%
Bay of Plenty Regional Council	3,731,958	8.3%	3,731,958	8.3%
Greater Wellington Regional Council	3,731,958	8.3%	3,731,958	8.3%
Tasman District Council	3,731,958	8.3%	3,731,958	8.3%
Tauranga City Council	3,731,958	8.3%	3,731,958	8.3%
Wellington City Council	3,731,958	8.3%	3,731,958	8.3%
Western Bay of Plenty District Council	3,731,958	8.3%	3,731,958	8.3%
Whangarei District Council	1,492,784	3.3%	1,492,784	3.3%
Hastings District Council	746,392	1.7%	746,392	1.7%
Marlborough District Council	400,000	0.9%	400,000	0.9%
Selwyn District Council	373,196	0.8%	373,196	0.8%
Gisborne District Council	200,000	0.4%	200,000	0.4%
Hauraki District Council	200,000	0.4%	200,000	0.4%
Horowhenua District Council	200,000	0.4%	200,000	0.4%
Hutt City Council	200,000	0.4%	200,000	0.4%
Kapiti Coast District Council	200,000	0.4%	200,000	0.4%
Manawatu District Council	200,000	0.4%	200,000	0.4%
Masterton District Council	200,000	0.4%	200,000	0.4%
New Plymouth District Council	200,000	0.4%	200,000	0.4%
Otorohanga District Council	200,000	0.4%	200,000	0.4%
Palmerston North District Council	200,000	0.4%	200,000	0.4%
South Taranaki District Council	200,000	0.4%	200,000	0.4%
Taupo District Council	200,000	0.4%	200,000	0.4%
Thames-Coromandel District Council	200,000	0.4%	200,000	0.4%
Waimakariri District Council	200,000	0.4%	200,000	0.4%
Waipa District Council	200,000	0.4%	200,000	0.4%
Whakatane District Council	200,000	0.4%	200,000	0.4%
Whanganui District Council	200,000	0.4%	200,000	0.4%
	45,000,000	100%	45,000,000	100%

18. Reconciliation of net profit to net cash flow from operating activities

in \$000s	Unaudited six months ended 31 December 2023	Unaudited six months ended 31 December 2022
Net profit/(loss) for the period	5,209	1,108
Cash applied to loans	(2,407,840)	(1,639,024)
Non-cash adjustments		
Amortisation and depreciation	(9,728)	2,643
Working capital movements		
Net change in trade debtors and receivables	(476)	(378)
Net change in prepayments	(309)	(298)
Net change in accruals	126	(98)
Net Cash From Operating Activities	(2,412,818)	(1,636,047)

19. Related parties

Identity of related parties

LGFA is related to the local authorities set out in the Shareholder Information in note 17.

LGFA operates under an annual Statement of Intent that sets out the intentions and expectations for LGFA's operations and lending to participating borrowers.

Shareholding local authorities, and non-shareholder local authorities who borrow more than \$20 million, are required to enter into a guarantee when they join or participate in LGFA. The guarantee is in respect of the payment obligations of other guaranteeing local authorities to the LGFA (cross guarantee) and of the LGFA itself.

Related party transactions

LGFA was established for the purpose of raising funds from the market to lend to participating borrowers. The lending to individual councils is disclosed in note 5, and interest income recognised on this lending is shown in the statement of comprehensive income.

The purchase of LGFA borrower notes by participating borrowers. Refer note 14.

The Treasury (New Zealand Debt Management) provides LGFA with a committed credit facility and is LGFA's derivatives counterparty.

Directory

Rārangi tauwaea

Postal address

P.O. Box 5704, Lambton Quay
Wellington 6145

Office hours

Monday – Friday, 9am to 5pm
Except Public Holidays

General enquiries

lgfa@lgfa.co.nz

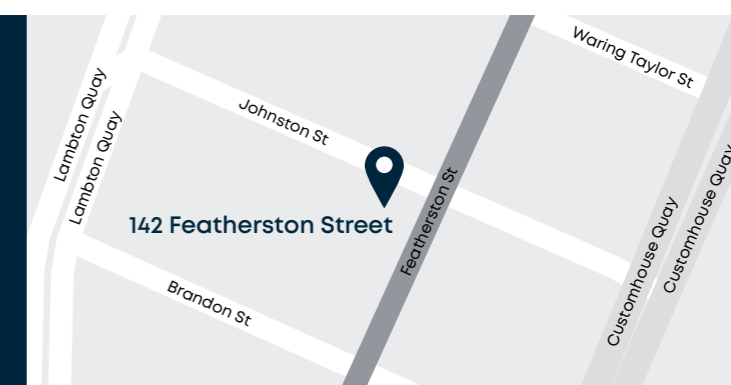
Staff e-mail addresses

firstname.lastname@lgfa.co.nz

Phone +64 4 974 6530

Wellington

Registered office
Level 8
City Chambers
142 Featherston Street
Wellington 6011
(entrance on Johnston Street)



Auckland

Level 5
Walker Wayland Centre
53 Fort Street
Auckland 1010

