

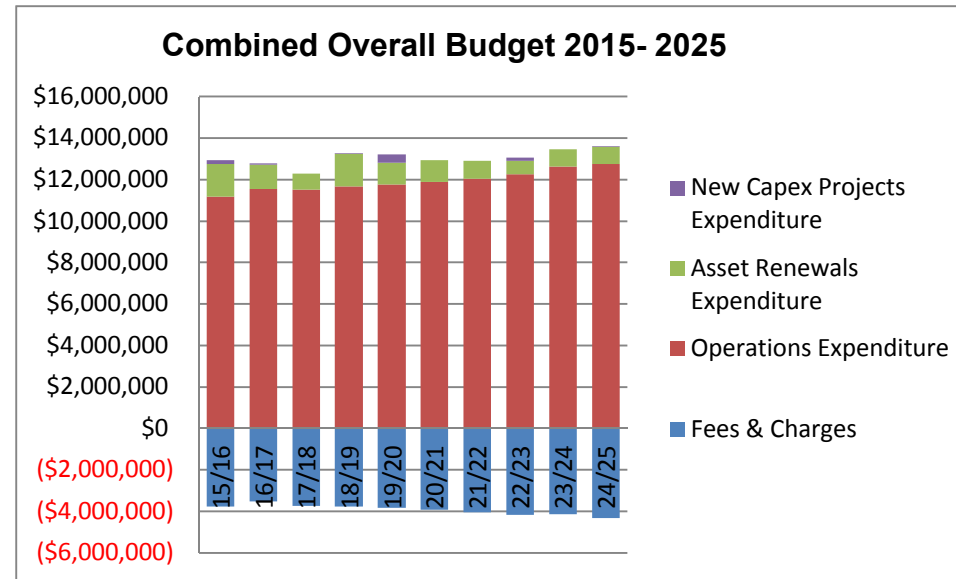
APPENDIX B4

PROPERTY AMP – COMBINED SUMMARY OF OPS, CAPEX, & RENEWALS BUDGETS

Table of Contents

Combined – Overall Finance.....	2
Combined – Operations Finances.....	3
Combined – Renewals.....	4
Combined – New Capex Projects	5
CBD CCTV	6
Animal Pounds	7
Venues.....	8
Libraries.....	9
Taupo Museum.....	10
Community Venues.....	11
Social Housing	12
Investment Property.....	13
Motor Camps	14
Administration Property.....	15

Combined – Overall Finance

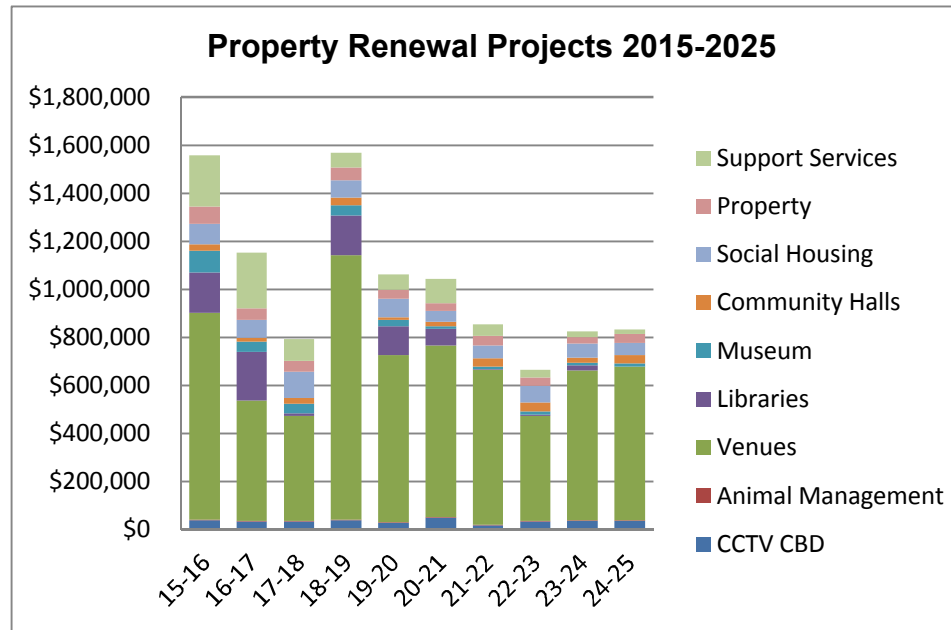


	15/16	16/17	17/18	18/19	19/20	20/21	21/22	22/23	23/24	24/25
Fees & Charges	-\$3,795,655	-\$3,541,908	-\$3,747,050	-\$3,783,046	-\$3,857,744	-\$3,931,284	-\$4,077,459	-\$4,173,417	-\$4,147,628	-\$4,352,338
Operations Expenditure	\$11,169,435	\$11,545,408	\$11,491,466	\$11,664,385	\$11,745,464	\$11,864,917	\$12,030,229	\$12,235,274	\$12,607,862	\$12,726,116
Asset Renewals Expenditure	\$1,554,880	\$1,151,386	\$790,913	\$1,567,812	\$1,059,259	\$1,041,246	\$852,885	\$663,463	\$822,859	\$831,401
New Capex Projects Expenditure	\$192,684	\$62,649	\$0	\$27,000	\$400,000	\$0	\$0	\$140,000	\$0	\$30,000
Total Net Expenditure	\$9,121,344	\$9,217,535	\$8,535,329	\$9,476,151	\$9,346,979	\$8,974,879	\$8,805,655	\$8,865,320	\$9,283,093	\$9,235,179

Combined – Operations Finances

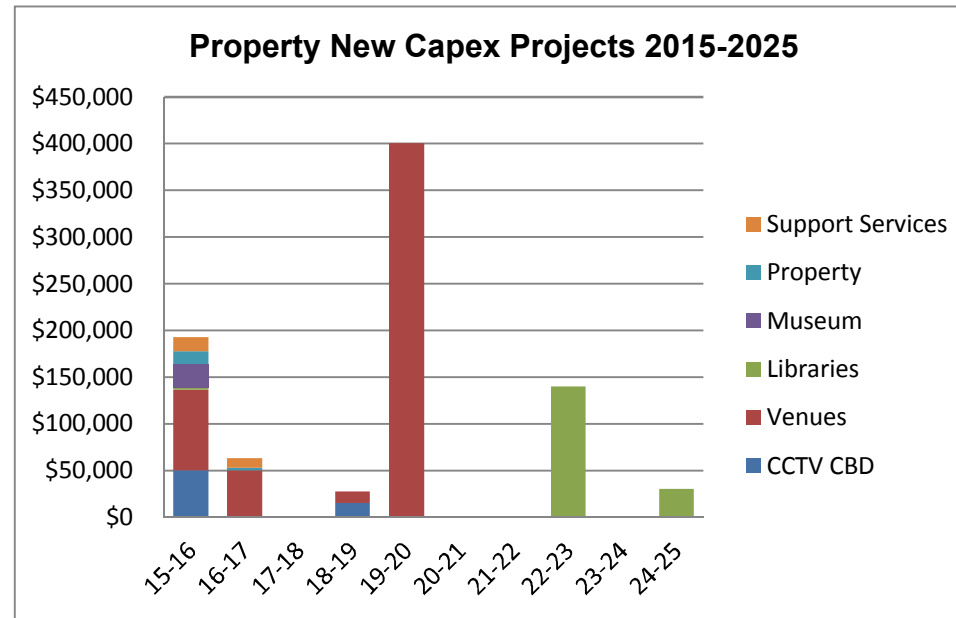
	Property AMP Operations Income										
Category		15-16	16-17	17-18	18-19	19-20	20-21	21-22	22-23	23-24	24-25
ABC	Income - Animal Management	446,900	458,519	470,585	483,992	498,293	513,488	530,470	548,346	568,010	589,014
BBB	Income - Venues	1,907,388	2,003,247	2,006,572	2,112,693	2,121,015	2,237,774	2,252,625	2,384,353	2,405,216	2,552,430
BBC	Income - Libraries	75,900	77,797	78,479	80,642	82,955	85,417	88,102	91,012	94,070	97,427
BBD	Income - Museum	72,750	77,643	79,689	81,885	84,234	86,733	89,460	92,415	95,520	98,929
BBE	Income - Community Halls	18,323	18,781	19,275	19,807	20,375	20,979	21,639	22,354	23,105	23,929
BBH	Income - Social Housing	254,863	261,234	268,115	275,506	283,407	291,818	300,993	310,932	321,382	332,851
CCA	Income - Property	933,116	556,022	733,337	634,931	671,110	595,782	691,593	617,972	530,489	543,860
532	Income – Motor Camps	45,000	46,170	47,385	48,735	50,175	51,705	53,415	55,215	57,195	59,310
DAA	Income - Admin Buildings	41,415	42,491	43,609	44,852	46,177	47,585	49,159	50,816	52,638	54,584
	Total Income	-\$3,795,655	-\$3,541,904	-\$3,747,046	-\$3,783,043	-\$3,857,741	-\$3,931,281	-\$4,077,456	-\$4,173,415	-\$4,147,625	-\$4,352,334
Category	Operations Expenditure										
ABC	Exp - Animal Management	\$801,302	\$815,425	\$827,404	\$842,429	\$853,171	\$866,639	\$887,038	\$903,622	\$925,642	\$949,328
BBB	Exp - Venues	\$5,533,713	\$5,566,249	\$5,668,567	\$5,693,377	\$5,797,354	\$5,813,147	\$5,958,224	\$6,007,525	\$6,196,284	\$6,246,533
BBC	Exp - Libraries	\$2,157,145	\$2,196,889	\$2,251,867	\$2,319,719	\$2,357,322	\$2,410,343	\$2,529,360	\$2,627,998	\$2,707,332	\$2,796,893
BBD	Exp - Museum	\$520,987	\$531,141	\$541,477	\$554,850	\$563,473	\$575,048	\$589,954	\$604,522	\$621,678	\$641,091
BBE	Exp - Community Halls	\$270,108	\$273,801	\$274,868	\$278,613	\$279,809	\$283,266	\$286,487	\$292,457	\$317,173	\$305,763
BBH	Exp - Social Housing	\$229,941	\$234,710	\$236,274	\$240,788	\$244,811	\$250,293	\$256,896	\$263,500	\$271,071	\$278,705
CCA	Exp - Property	\$1,239,894	\$1,500,226	\$1,253,044	\$1,284,408	\$1,186,275	\$1,189,068	\$1,029,623	\$1,026,599	\$1,041,593	\$961,458
532	Exp – Motor Camps	\$3,655	\$3,546	\$3,402	\$3,257	\$3,099	\$2,930	\$2,782	\$2,681	\$2,560	\$2,419
DAA	Exp - Admin Buildings	\$412,688	\$423,417	\$434,560	\$446,941	\$460,147	\$474,178	\$489,860	\$506,368	\$524,526	\$543,922
	Total Expenditure	\$11,169,433	\$11,545,404	\$11,491,463	\$11,664,382	\$11,745,461	\$11,864,912	\$12,030,224	\$12,235,272	\$12,607,859	\$12,726,112

Combined – Renewals



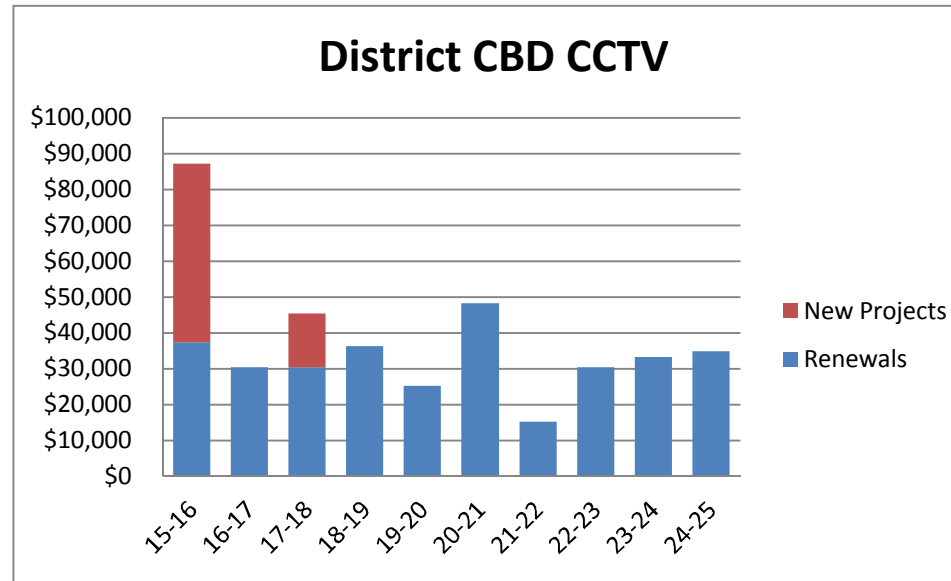
Property AMP Renewals											
Category		15-16	16-17	17-18	18-19	19-20	20-21	21-22	22-23	23-24	24-25
ABA	CCTV CBD	\$37,200	\$30,400	\$30,400	\$36,200	\$25,200	\$48,200	\$15,200	\$30,400	\$33,200	\$34,700
ABC	Animal Management	\$2,000	\$2,000	\$2,000	\$2,000	\$2,000	\$2,000	\$2,000	\$2,000	\$2,000	\$2,000
BBB	Venues	\$862,000	\$503,000	\$438,000	\$1,103,000	\$698,000	\$714,000	\$646,000	\$438,000	\$625,000	\$640,000
BBC	Libraries	\$168,000	\$202,000	\$12,000	\$165,000	\$120,000	\$68,000	\$2,000	\$7,000	\$20,000	\$0
BBD	Museum	\$89,000	\$41,892	\$39,416	\$41,076	\$25,980	\$12,000	\$12,000	\$12,000	\$12,000	\$12,000
BBE	Community Halls	\$28,000	\$16,000	\$25,000	\$34,000	\$10,000	\$19,000	\$34,000	\$37,000	\$22,000	\$36,000
BBH	Social Housing	\$84,000	\$76,000	\$108,000	\$72,000	\$77,000	\$45,000	\$53,000	\$71,000	\$57,000	\$51,000
CCA	Property	\$73,441	\$47,195	\$45,480	\$52,536	\$38,079	\$33,046	\$39,335	\$34,113	\$26,659	\$35,701
DAA	Support Services	\$211,239	\$232,899	\$90,617	\$62,000	\$63,000	\$100,000	\$49,350	\$31,950	\$25,000	\$20,000
	Total Property Buildings Renewal Budget	\$1,554,880	\$1,151,386	\$790,913	\$1,567,812	\$1,059,259	\$1,041,246	\$852,885	\$663,463	\$822,859	\$831,401

Combined – New Capex Projects



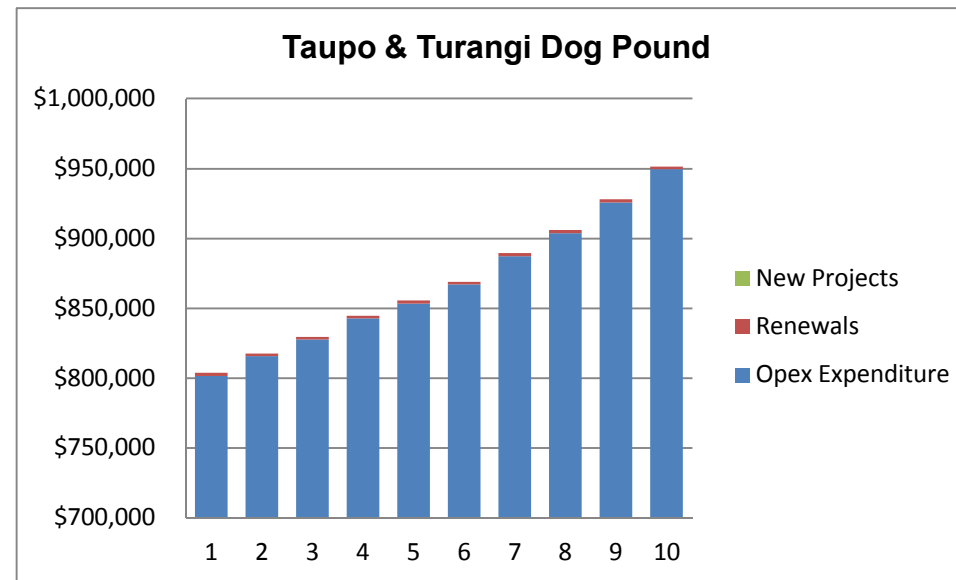
Property AMP New Capex Projects		15-16	16-17	17-18	18-19	19-20	20-21	21-22	22-23	23-24	24-25
Category											
ABA	CCTV CBD	\$50,000			\$15,000						
BBB	Venues	\$86,000	\$50,000		\$12,000	\$400,000					
BBC	Libraries	\$3,000							\$140,000		\$30,000
BBD	Museum	\$25,000									
CCA	Property	\$13,684	\$2,835								
DAA	Support Services	\$15,000	\$9,814								
	Total New Projects Budget	\$192,684	\$62,649	\$0	\$27,000	\$400,000	\$0	\$0	\$140,000	\$0	\$30,000

CBD CCTV



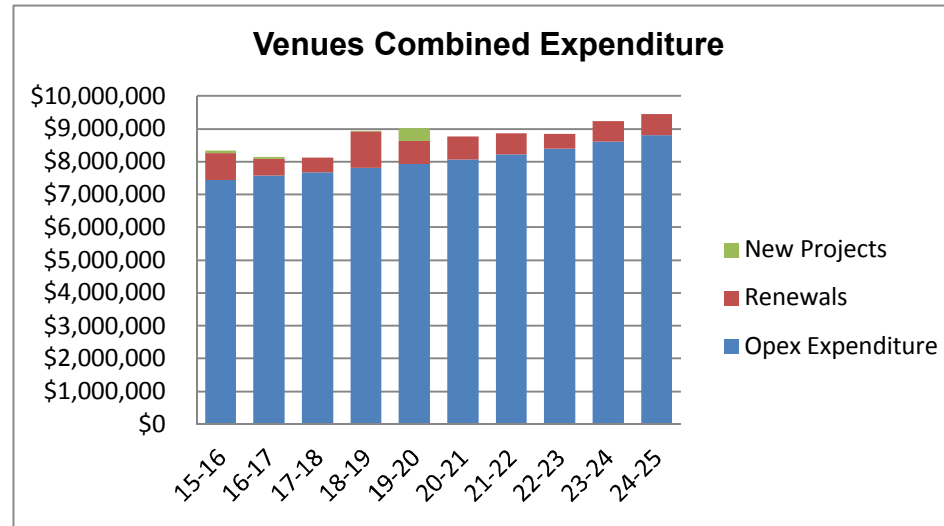
Category		15-16	16-17	17-18	18-19	19-20	20-21	21-22	22-23	23-24	24-25
ABA	Opex Expenditure										
ABA	Renewals	\$37,200	\$30,400	\$30,400	\$36,200	\$25,200	\$48,200	\$15,200	\$30,400	\$33,200	\$34,700
ABA	New Projects	\$50,000	0	\$15,000	0	0	0	0	0	0	0
ABA	Overall Expenditure	\$87,200	\$30,400	\$45,400	\$36,200	\$25,200	\$48,200	\$15,200	\$30,400	\$33,200	\$34,700

Animal Pounds



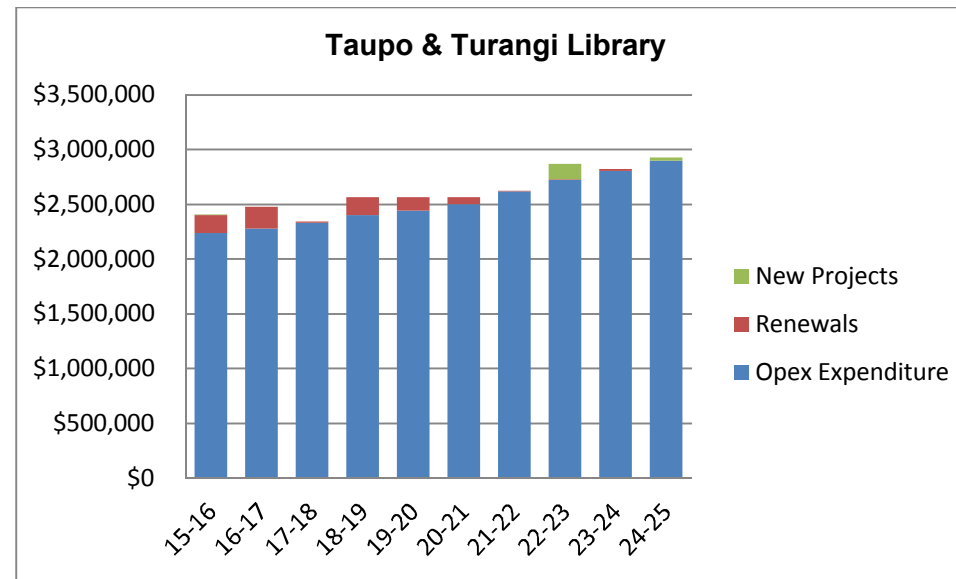
Category		15-16	16-17	17-18	18-19	19-20	20-21	21-22	22-23	23-24	24-25
ABC	Opex Expenditure	\$801,302	\$815,425	\$827,404	\$842,429	\$853,171	\$866,639	\$887,038	\$903,622	\$925,642	\$949,328
ABC	Renewals	\$2,000	\$2,000	\$2,000	\$2,000	\$2,000	\$2,000	\$2,000	\$2,000	\$2,000	\$2,000
ABC	New Projects										
ABC	Overall Expenditure	\$803,302	\$817,425	\$829,404	\$844,429	\$855,171	\$868,639	\$889,038	\$905,622	\$927,642	\$951,328

Venues



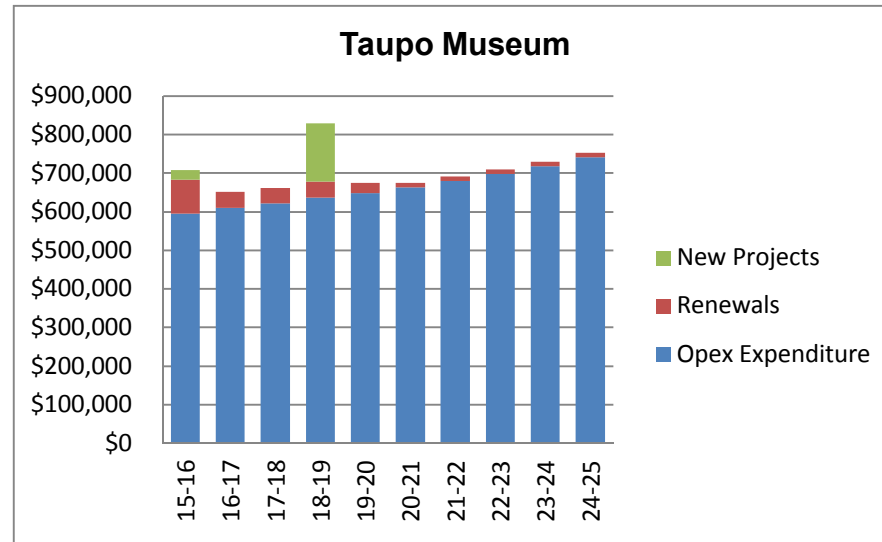
Category		15-16	16-17	17-18	18-19	19-20	20-21	21-22	22-23	23-24	24-25
BBB	Opex Expenditure	\$7,441,101	\$7,569,496	\$7,675,139	\$7,806,071	\$7,918,369	\$8,050,921	\$8,210,849	\$8,391,878	\$8,601,500	\$8,798,964
BBB	Renewals	\$862,000	\$503,000	\$438,000	\$1,103,000	\$698,000	\$714,000	\$646,000	\$438,000	\$625,000	\$640,000
BBB	New Projects	\$86,000	\$50,000		\$12,000	\$400,000					
BBB	Overall Expenditure	\$8,389,101	\$8,122,496	\$8,113,139	\$8,921,071	\$9,016,369	\$8,764,921	\$8,856,849	\$8,829,878	\$9,226,500	\$9,438,964

Libraries



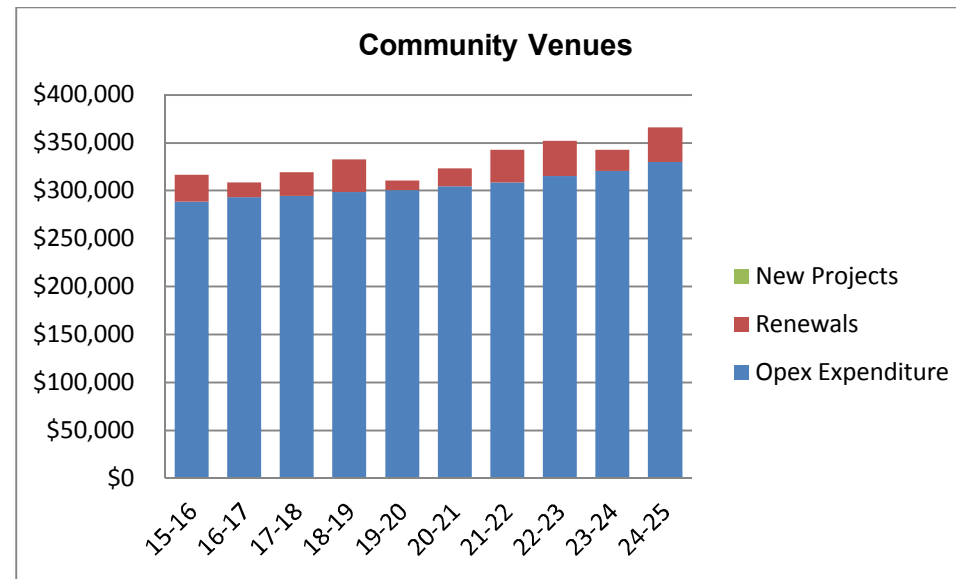
Category		15-16	16-17	17-18	18-19	19-20	20-21	21-22	22-23	23-24	24-25
BBC	Opex Expenditure	\$2,233,045	\$2,274,687	\$2,330,346	\$2,400,362	\$2,440,277	\$2,495,760	\$2,617,463	\$2,719,010	\$2,801,403	\$2,894,321
BBC	Renewals	\$168,000	\$202,000	\$12,000	\$165,000	\$120,000	\$68,000	\$2,000	\$7,000	\$20,000	\$0
BBC	New Projects	\$3,000	\$0	\$0	\$0	\$0	\$0	\$0	\$140,000	\$0	\$30,000
BBC	Overall Expenditure	\$2,404,045	\$2,476,687	\$2,342,346	\$2,565,362	\$2,560,277	\$2,563,760	\$2,619,463	\$2,866,010	\$2,821,403	\$2,924,321

Taupo Museum



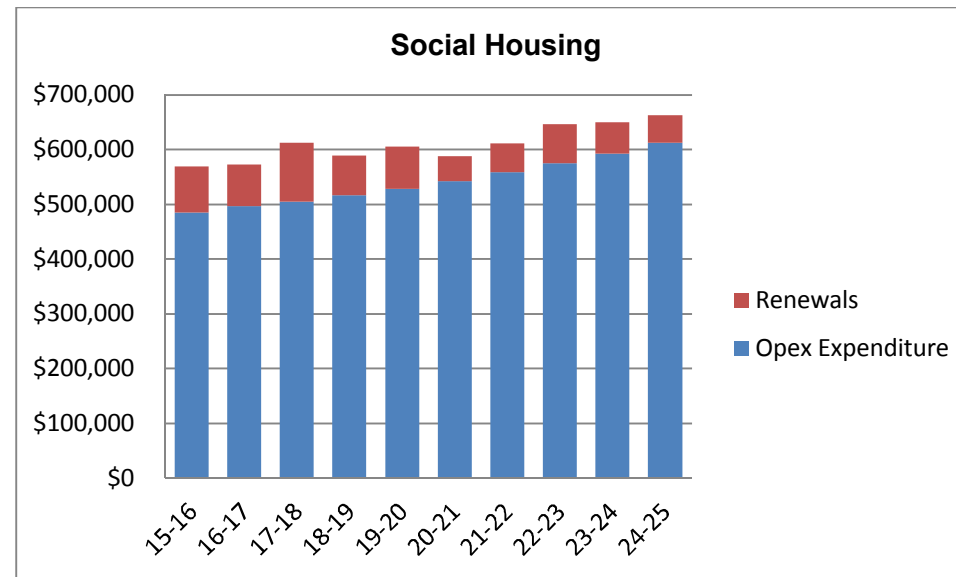
Category		15-16	16-17	17-18	18-19	19-20	20-21	21-22	22-23	23-24	24-25
BBD	Opex Expenditure	\$593,737	\$608,784	\$621,166	\$636,736	\$647,707	\$661,781	\$679,414	\$696,937	\$717,198	740021
BBD	Renewals	\$89,000	\$41,892	\$39,416	\$41,076	\$25,980	\$12,000	\$12,000	\$12,000	\$12,000	\$12,000
BBD	New Projects	\$25,000			\$150,000						
BBD	Overall Expenditure	\$707,737	\$650,676	\$660,582	\$827,812	\$673,687	\$673,781	\$691,414	\$708,937	\$729,198	\$752,021

Community Venues



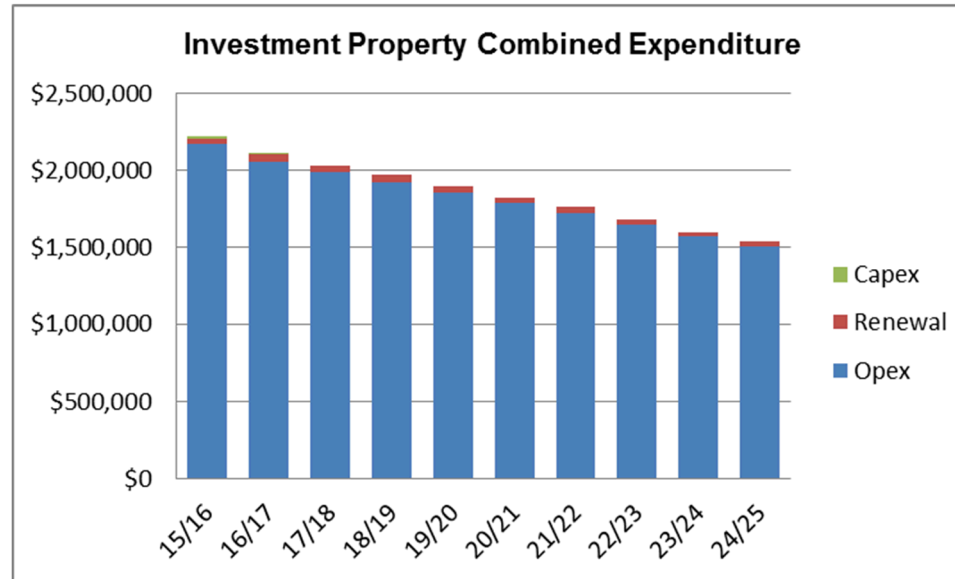
Category		15-16	16-17	17-18	18-19	19-20	20-21	21-22	22-23	23-24	24-25
BBE	Opex Expenditure	\$288,431	\$292,582	\$294,144	\$298,421	\$300,185	\$304,246	\$308,127	\$314,811	\$320,278	\$329,692
BBE	Renewals	\$28,000	\$16,000	\$25,000	\$34,000	\$10,000	\$19,000	\$34,000	\$37,000	\$22,000	\$36,000
BBE	New Projects										
BBE	Overall Expenditure	\$316,431	\$308,582	\$319,144	\$332,421	\$310,185	\$323,246	\$342,127	\$351,811	\$342,278	\$365,692

Social Housing



Category		15-16	16-17	17-18	18-19	19-20	20-21	21-22	22-23	23-24	24-25
BBH	Opex Expenditure	\$484,804	\$495,944	\$504,390	\$516,295	\$528,218	\$542,112	\$557,890	\$574,432	\$592,453	\$611,556
BBH	Renewals	\$84,000	\$76,000	\$108,000	\$72,000	\$77,000	\$45,000	\$53,000	\$71,000	\$57,000	\$51,000
BBH	New Projects										
BBH	Overall Expenditure	\$568,804	\$571,944	\$612,390	\$588,295	\$605,218	\$587,112	\$610,890	\$645,432	\$649,453	\$662,556

Investment Property

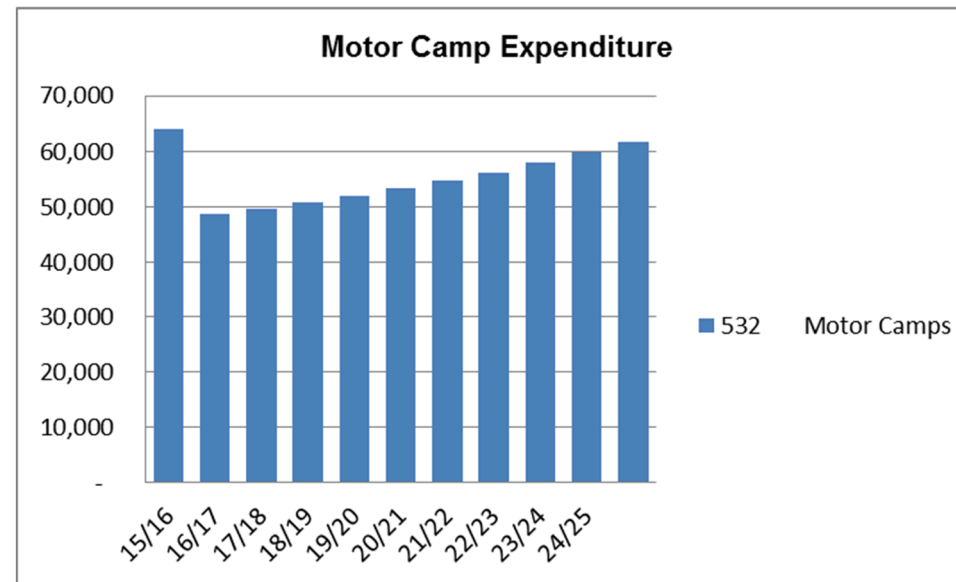


Category		15-16	16-17	17-18	18-19	19-20	20-21	21-22	22-23	23-24	24-25
CCA	Opex Expenditure	\$2,173,010	\$2,056,249	\$1,986,381	\$1,919,339	\$1,857,385	\$1,784,851	\$1,721,217	\$1,644,571	\$1,572,083	\$1,505,319
CCA	Renewals	\$32,441	\$47,195	\$45,480	\$52,536	\$38,079	\$33,046	\$39,335	\$34,113	\$26,659	\$35,701
CCA	New Projects	\$13,684	\$2,835	\$0	\$0		\$0	\$0			
CCA	Overall Expenditure	\$2,219,135	\$2,106,279	\$2,031,861	\$1,971,875	\$1,895,464	\$1,817,897	\$1,760,552	\$1,678,684	\$1,598,742	\$1,541,020

No Change

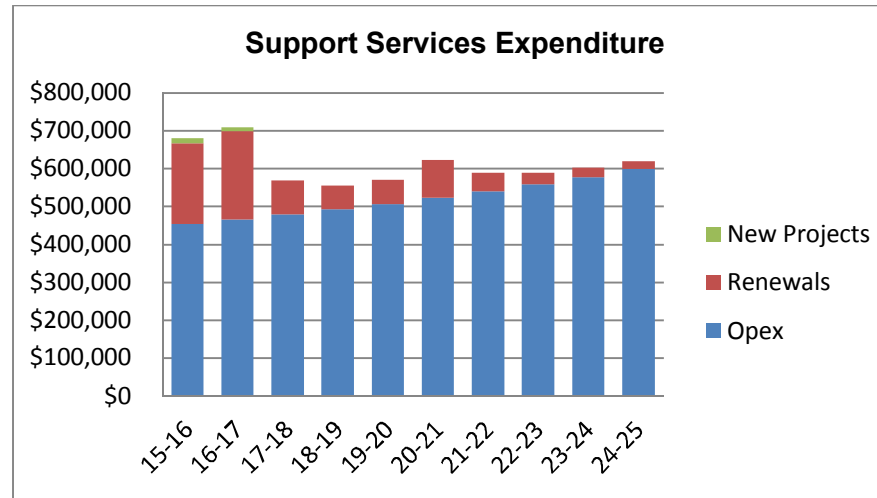
Category		15-16	16-17	17-18	18-19	19-20	20-21	21-22	22-23	23-24	24-25
CCA	Opex Expenditure	\$2,173,010	\$2,056,249	\$1,986,381	\$1,919,339	\$1,857,385	\$1,784,851	\$1,721,217	\$1,644,571	\$1,572,083	\$1,505,319
CCA	Renewals	\$32,441	\$47,195	\$45,480	\$52,536	\$38,079	\$33,046	\$39,335	\$34,113	\$26,659	\$35,701
CCA	New Projects	\$13,684	\$2,835	\$0	\$0		\$0	\$0			
CCA	Overall Expenditure	\$2,219,135	\$2,106,279	\$2,031,861	\$1,971,875	\$1,895,464	\$1,817,897	\$1,760,552	\$1,678,684	\$1,598,742	\$1,541,020

Motor Camps



Category		15-16	16-17	17-18	18-19	19-20	20-21	21-22	22-23	23-24	24-25
CCB	Opex Expenditure	48,655	49,716	50,787	51,992	53,274	54,635	56,197	57,896	59,755	61,729
CCB	Renewals										
CCB	New Projects	0	0	0	0	0	0	0	0	0	0
	Overall Expenditure	48,655	49,716	50,787	51,992	53,274	54,635	56,197	57,896	59,755	61,729

Administration Property



Category		15-16	16-17	17-18	18-19	19-20	20-21	21-22	22-23	23-24	24-25
DAA	Opex Expenditure	\$454,103	\$465,909	\$478,170	\$491,793	\$506,324	\$521,764	\$539,020	\$557,184	\$577,164	\$598,507
DAA	Renewals	\$211,239	\$232,899	\$90,617	\$62,000	\$63,000	\$100,000	\$49,350	\$31,950	\$25,000	\$20,000
DAA	New Projects	\$15,000	\$9,814								
DAA	Overall Expenditure	\$680,342	\$708,622	\$568,787	\$553,793	\$569,324	\$621,764	\$588,370	\$589,134	\$602,164	\$618,507